

Amy K. Krie, MD,¹ Krista N. Bohlen, PharmD,^{1,2} Yueshan Hu, PhD,² Cheryl Ageton, RN,^{1,2} Heidi Nickles, MS,^{1,2}
Daniel Norfolk, RN,^{1,2} BSN,^{1,2} Julie Kittelsrud, RN, C-NP,² Reggie Thomes, BS,² Adam Fahrendorf, BA,² Jessica Muth, RD, LD,¹

Luis A. Rojas-Espallat, MD,¹ and Gareth E. Davies, PhD²

¹Avera Cancer Institute, Sioux Falls, SD, ²Avera Research Institute, Sioux Falls, SD

San Antonio Breast Cancer Symposium – Cancer Therapy and Research Center at UT Health Science Center – December 16-19, 2013

Background

Obesity has been associated with decreased disease free survival and overall survival in postmenopausal breast cancer survivors. Proposed mechanisms for this finding include elevated estradiol levels, hyperinsulinemia, and increased inflammatory mediators. This feasibility study evaluated whether a low carbohydrate, calorie restricted dietary intervention could achieve weight loss and measurable metabolic changes in a group of obese postmenopausal breast cancer survivors.

Objectives

1. Determine if patients could comply with dietary intervention and achieve weight loss.
2. Evaluate efficacy of dietary intervention on decreasing serum hormone levels.
3. Evaluate efficacy of dietary intervention on decreasing serum insulin and inflammatory markers.

Methods

Protein Meal Product Replacements (0.5 g protein/lb actual body weight), <40 gm carbs, 800-1200 calories/day

Weekly Session with Health Coach

Medical Monitoring (brief physical exam)

Labs every 2 weeks x 12 weeks, then every month

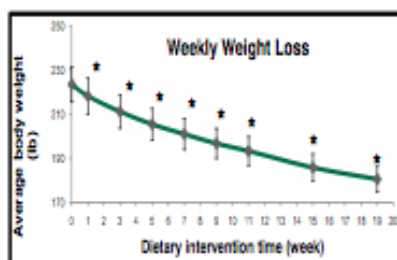
Eligibility Criteria

Early Stage ER+ breast cancer survivor
Postmenopausal
BMI >28
Completed surgery & adjuvant chemotherapy
No underlying inflammatory condition
No treatment for diabetes

Demographics

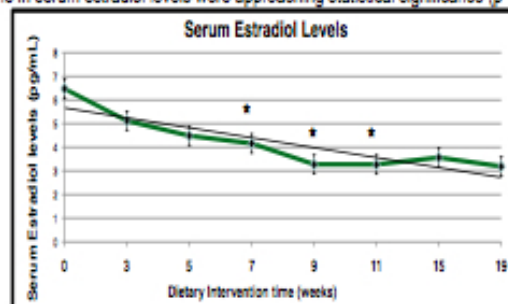
N= 24	Mean (range)
Age	57 years (42-68)
Weight (pre-diet)	220 lbs (171-300)
BMI (pre-diet)	37 (28-48.5)
Endocrine Therapy	AI (61%) Tamoxifen (35%)
Weight Loss Period	23 weeks (5-59)

Results

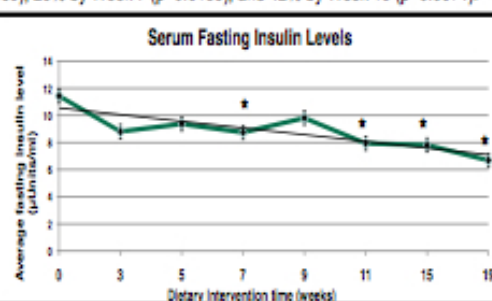


The mean weight loss was 19.9% of total body weight, the equivalent of 43.7 pounds. Total body fat lost was 6.86%. Weight loss averaged 5.4 pounds in week one and 2.14 pounds per week in weeks 2-19.

Decline in serum estradiol levels were approaching statistical significance ($p=0.056$).

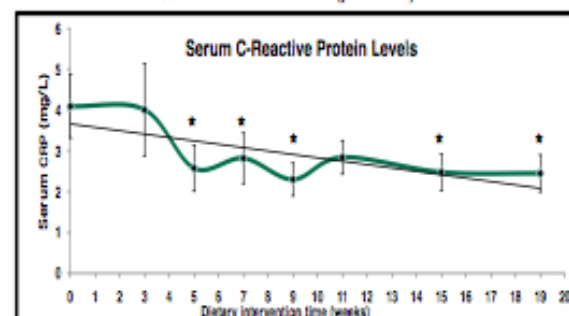


A rapid decline in fasting insulin level was seen with a 23% decline by Week 3 ($p=0.0959$), 26% by Week 7 ($p=0.0139$), and 42% by Week 19 ($p=0.0071$).



Results (cont.)

A statistically significant improvement in the CRP level compared to baseline was also demonstrated with a 40% decrease at Week 19 ($p=0.0272$).



Conclusions

1. A low carbohydrate dietary intervention can successfully be implemented in a group of overweight breast cancer survivors to achieve significant amounts of weight loss.
2. A rapid and significant reduction in serum hormonal levels and serum inflammatory markers can be achieved with dietary intervention.
3. This feasibility study provides additional support for larger trials evaluating the role of carbohydrate restriction in cancer survivors.

References

1. Body mass index of 25.0 kg/m² or greater. Source: Behavioral Risk Factor Surveillance System, CD-RCM (1994-1998), and Public Use Data Year (2004, 2006), National Center for Chronic Disease Prevention and Health Promotion, Centers for Disease Control and Prevention, 1997, 2000, 2005, 2007.
2. Chlebowski, R, O Blackburn, C Thomson, et al. Dietary fat reduction and breast cancer outcome: interim efficacy results from the Women's Intervention Nutrition Study. *J Natl Cancer Inst* 2008; 98: 1167-176.
3. Demark-Wahnefeld W, Plummer BS, Winer EP, et al. Changes in weight, body composition, and factors influencing energy balance among postmenopausal breast cancer patients receiving adjuvant chemotherapy. *J Clin Oncol* 10: 2261-2268, 2001.
4. Ewert, M, M-B Jensen, K Gundersen, et al. Effect of obesity on prognosis after early-stage breast cancer. *J Clin Oncol* 29:25-31, 2011.
5. W-Tanaka, A, Ragan KB, Twinger SS, et al. Adiposity and breast hormones in postmenopausal breast cancer survivors. *J Clin Oncol* 2003; 21: 1981-1988.
6. Sirocica, J, A Denmark, Obesity and Breast Cancer Progress: Weight of the Evidence. *JCO* 2010; 4:1.
7. Jee, K, Z Djavan, N Djalava, et al. Improvement of metabolism among obese breast cancer survivors in offing weight loss regimens. *Obas Res* 2004; 12:355-372.
8. Duggan, C, M Wren, et al. Association of Insulin Resistance and Adiposity With Mortality in Women With Breast Cancer. *JCO* 2010; 28:30-39.
9. Samaha, F, N Iqbal, et al. A Low-Carbohydrate as Compared with a Low-Fat Diet in Severe Obesity. *N Engl J Med* 2003; 348:21-31; 2004.
10. Yang, W, M Diwan, et al. A Low-Carbohydrate, Ketogenic Diet versus a Low-Fat Diet to Treat Obesity and Hyperlipidemia. *Ann of Int Med* 2004; 140:763-771.